

X	PLATING CONTACT AREA:
1	STANDARD PLATING See Prod. Spec GS-12-447
3	CUSTOMER SPECIAL PLATING

GENERAL CHARACTERISTICS AND ROHS INFORMATIONS

See **PRODUCT SPECIFICATION : 6S-12-447**

NOTES:

1. FOR LOADING PATTERNS SEE SHEET 2
2. FLAT ROCK PRODUCT ,NO SPECIFIC TOOL NEEDED FOR PRESS-FIT INSERTION
3. PRESS-FIT : Baby H shape
4. TUBE PACKAGING

Tin Lead P/N

85758-XYZZ

Lead Free P/N

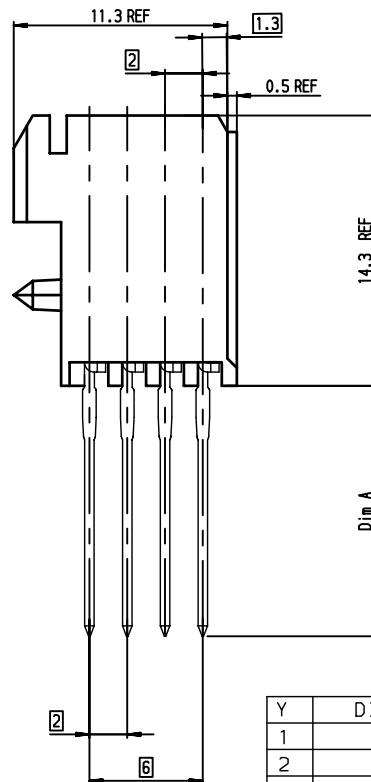
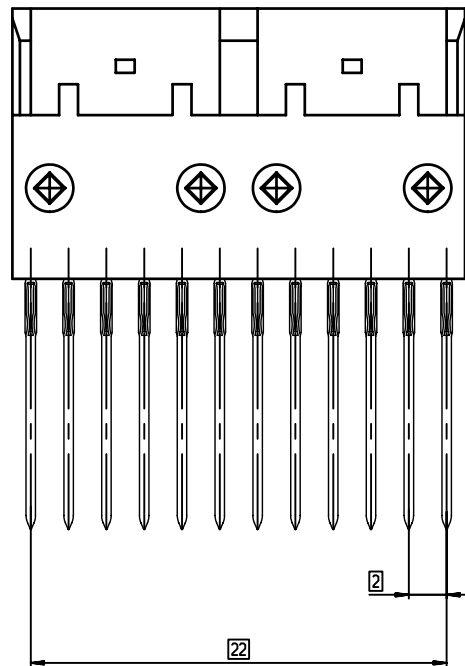
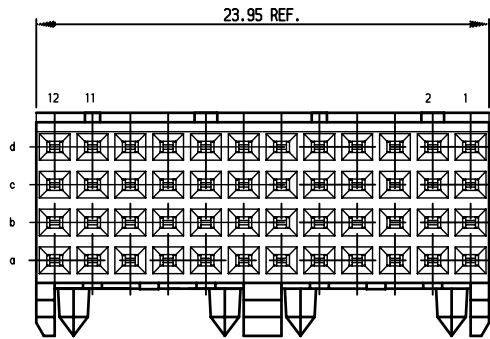
85758-XYZZLF

With :

X : Plating dash number

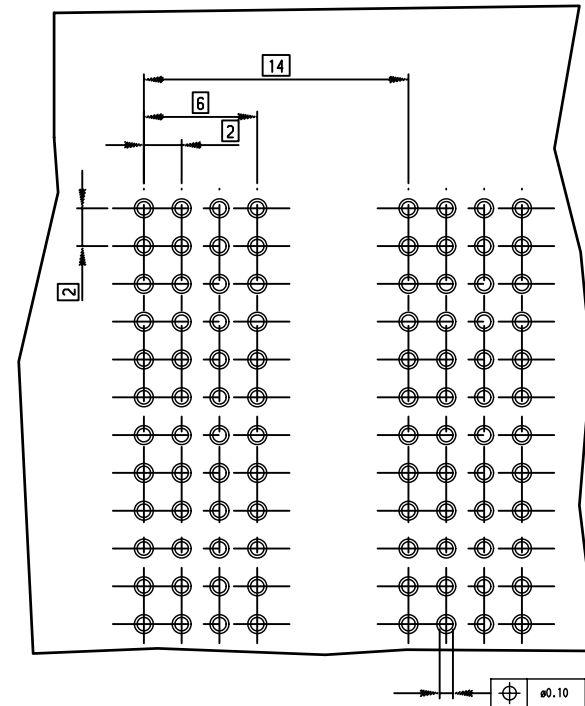
Y : Termination dash number

ZZ: Loading pattern number



Y	DIM A
1	4.3
2	13.6
3	17.1

COMPONENT SIDE



rev	ecn no	dr	date
G	-	MLE	1997/05/20
H	LS05-0056	MLE	2005/06/14
J	LS05-0076	LGO	2005/09/01
K	LS06-0097	LGO	2006/07/08
L	LS07-0142	MLE	2007/05/21
-	-	-	-
-	-	-	-

www.fciconnect.com		surface ISO 1302	tolerance std ISO 406 ISO 1101	projection mm
TOLERANCES UNLESS OTHERWISE SPECIFIED		ANGULAR	LINEAR	size A2
Dr LENOIR 1997/05/20		0.X	±0.1	Scale 5
Eng LENOIR 1997/05/20		0.XX	±0.1	ECN LS07-0142
Chr LEGARE 1997/05/20		0.XX	±0.1	Product Family METRAL
Appr LEGARE 1997/05/20		Product Family METRAL		Spec ref -
Title METRAL RCP STR PFIT 4rows		Part no C-85758-01		Rev. L
Catalog no		CUSTOMER		sheet 1 of 2

PDM: Rev:L

STATUS: Released

Printed: May 25, 2007

TIN LEAD PART NUMBER	CONFIGURATION												
	POS	12	11	10	9	8	7	6	5	4	3	2	1
85758-XY01	D	X	X	X	X	X	X	X	X	X	X	X	X
	C	X	X	X	X	X	X	X	X	X	X	X	X
	B	X	X	X	X	X	X	X	X	X	X	X	X
	A	X	X	X	X	X	X	X	X	X	X	X	X
85758-XY02	D	-	X	-	X	-	X	-	X	-	X	-	X
	C	X	-	X	-	X	-	X	-	X	-	X	-
	B	-	X	-	X	-	X	-	X	-	X	-	X
	A	X	-	X	-	X	-	X	-	X	-	X	-
	D												
	C												
	B												
	A												
	D												
	C												
	B												
	A												
	D												
	C												
	B												
	A												
	D												
	C												
	B												
	A												
	D												
	C												
	B												
	A												
	D												
	C												
	B												
	A												
	D												
	C												
	B												
	A												
	D												
	C												
	B												
	A												
	D												
	C												
	B												
	A												

LEAD-FREE PART NUMBER	CONFIGURATION												
	POS	12	11	10	9	8	7	6	5	4	3	2	1
85758-XY01LF	D	X	X	X	X	X	X	X	X	X	X	X	X
	C	X	X	X	X	X	X	X	X	X	X	X	X
	B	X	X	X	X	X	X	X	X	X	X	X	X
	A	X	X	X	X	X	X	X	X	X	X	X	X
85758-XY02LF	D	-	X	-	X	-	X	-	X	-	X	-	X
	C	X	-	X	-	X	-	X	-	X	-	X	-
	B	-	X	-	X	-	X	-	X	-	X	-	X
	A	X	-	X	-	X	-	X	-	X	-	X	-
	D												
	C												
	B												
	A												
	D												
	C												
	B												
	A												
	D												
	C												
	B												
	A												
	D												
	C												
	B												
	A												
	D												
	C												
	B												
	A												
	D												
	C												
	B												
	A												

Copyright FCJ

rev	ecn no	dr	date
D	-	MLE	1997/05/20
H	LS05-0056	MLE	2005/06/14
J	LS05-0076	LGO	2005/09/01
K	LS06-0097	LGO	2006/07/08
L	LS07-0142	MLE	2007/05/21
-	-	-	-
-	-	-	-

www.fcjconnect.com		surface ISO 1302	tolerance std ISO 406 ISO 1101	projection mm
TOLERANCES UNLESS OTHERWISE SPECIFIED		ANGULAR	LINEAR	size A2
Dr	LENOIR	1997/05/20	0.X	±0.1
Eng	LENOIR	1997/05/20	0.XX	±0.1
Chr	LEGARE	1997/05/20	0.XX	±0.1
Appr	LEGARE	1997/05/20	ECN	LS07-0142
Product family		METRAL Spec ref -		
title		METRAL RCP STR PFIT 4rows		Rev.
catalog no		4x12 SIGNAL - Flat rock		L
no		C-85758-02		sheet 2 of 2
CUSTOMER		Printed: May 25, 2007		